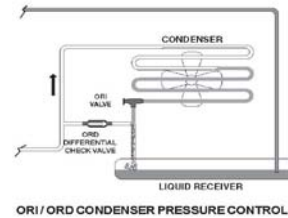
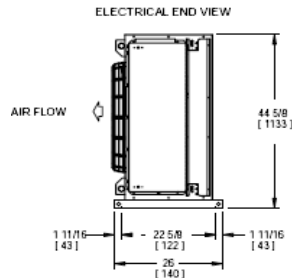
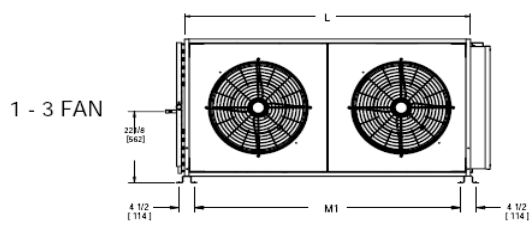
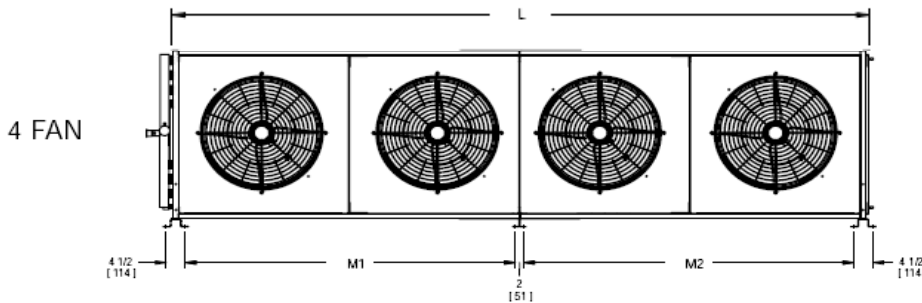
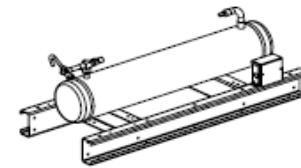




# ClimateWorx Medium Line Air Cooled Condenser Horizontal Air Flow c/w Heated Receiver Kit - Submittal Data - 60 Hz



**Factory Mounted, Field Piped and Wired Skidded Receiver Kits. One Receiver Shown. Two Provided on Two Circuit Units**



Model	Fan Config.	Dimensions (inch)		
		L	M1	M2
KM13-305-2	1 x 3	122.5	116.75	-
KM13-334-2				
KM13-356-2				
KM13-378-2				
KM13-396-2				
KM13-420-2				
KM14-492-2	1 x 4	162.5	79.31	79.31
KM14-515-2				

## Medium Line - Dual Refrigeration Circuit - Air Cooled Condenser c/w Heated Receiver Kit

Model	R-407C THR Capacity (Btu/hr)				Fan Data		Sound Level Data @ 30 ft dBA	Conn. Sizes (inch)		Refrigerant Charge (lb)		Approx Ship Weight (lb)
	TD = Condensing T - Ambient T				Qty	Air Flow (CFM)		Hot Gas Line (Inlet)	Liquid Line (Outlet)	Normal	Winter Flooded (-40°F) Amb.	
	15F° TD	20F° TD	25F° TD	30F° TD						R-407C	R-407C	
KM13-305-2	182,850	243,800	<b>304,750</b>	365,700	3	21,300	54	2 1/8	1 3/8	12.0	55.3	750
KM13-334-2	200,100	266,800	<b>333,500</b>	400,200		20,600					55.3	760
KM13-356-2	214,500	286,000	<b>357,500</b>	429,000		19,900					55.3	770
KM13-378-2	226,800	302,400	<b>378,000</b>	453,600		20,500				14.9	69.3	800
KM13-396-2	237,600	316,800	<b>396,000</b>	475,200		19,900					29.3	815
KM13-420-2	252,000	336,000	<b>420,000</b>	504,000		19,200					69.3	830
KM14-492-2	295,350	393,800	<b>492,250</b>	590,700	4	26,600	55	2 5/8	1 5/8	16.3	75.1	960
KM14-515-2	309,000	412,000	<b>515,000</b>	618,000		27,400				20.2	92.4	1,000

- Notes :**
- Above capacity data based on 0°F subcooling @ sea level
  - For 50 Hz Capacity multiply by 0.92
  - All Fans are 26" Dia c/w 3/4 HP Motors @ 1,075 RPM

In the interest of continuous improvement, ClimateWorx reserves the right to change specifications without notice - Nov 2010. While every endeavor is made to ensure accuracy, ClimateWorx accepts no responsibility or liability resulting from the use of this information.