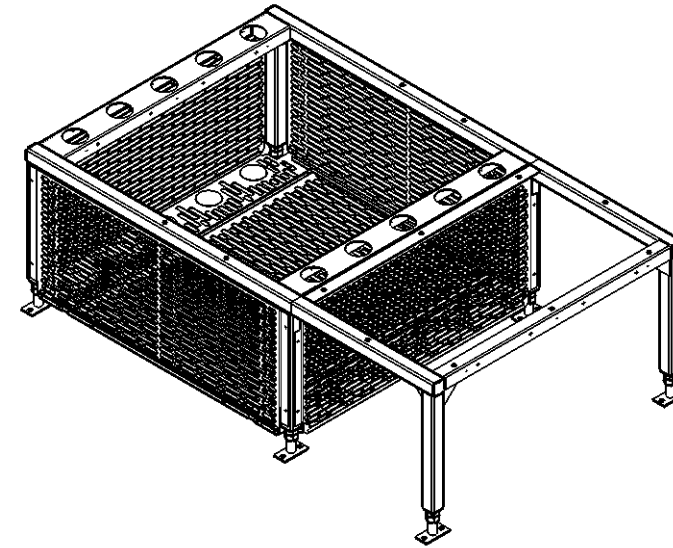
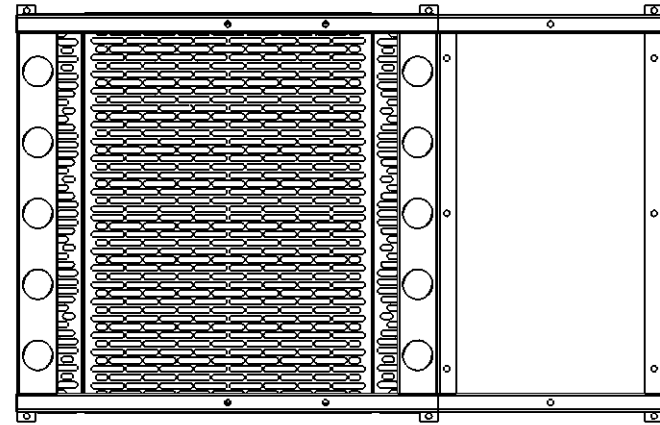
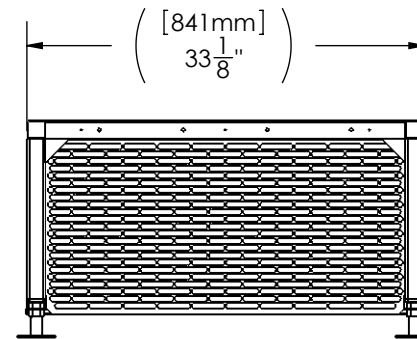
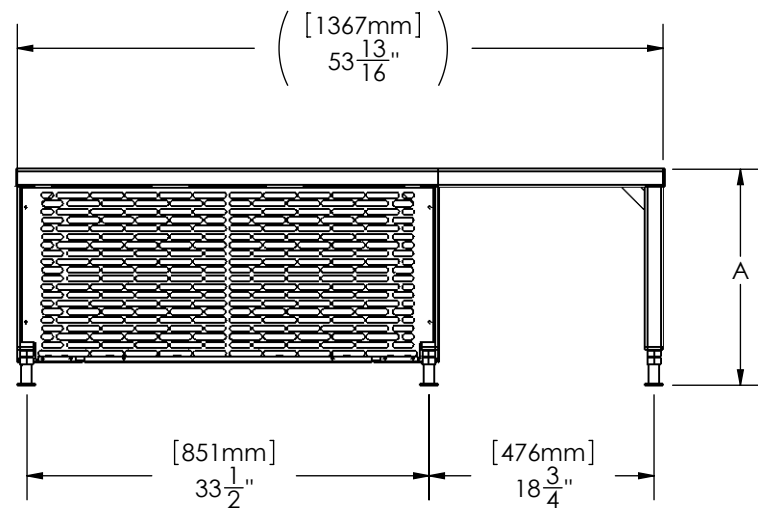


DATE PRINTED: 3/28/2013

| REVISIONS | | | |
|-----------|-------------|------|----------|
| REV. | DESCRIPTION | DATE | APPROVED |
| - | - | - | - |
| - | - | - | - |



NOTES:



| A (HEIGHT) | ASSEMBLY PART NUMBER | FLOOR STAND PART NUMBER (ITEM 1) | FLOOR STAND, PLUS A, PART NUMBER (ITEM 2) |
|------------|----------------------|----------------------------------|---|
| 18" | 580-120-0025-18 | 580-120-0012-18 | 780-100-0078 |
| 24" | 580-120-0025-24 | 580-120-0012-24 | 780-100-0088 |

UNLESS OTHERWISE SPECIFIED
DIMENSIONS ARE IN INCHES
TOLERANCES:
FRACTIONAL ± 1/8
ANGULAR: ± 0.5° BEND ± 2°
DECIMAL
XXX = ± .010
XX = ± .020
X = ± .030
HOLE DIA. +.003/-0.000

THIRD ANGLE PROJECTION



| | BY | DATE |
|-------------|------|---------------|
| DRAWN | I.Z. | 02/09/2010 |
| CHECKED | P.S. | 02/09/2010 |
| CNC PROGRAM | | |
| | | |
| | | |
| FINISH: | NONE | |
| MATERIAL | N/A | THICKNESS N/A |



| | |
|--|--------------|
| FINAL ASSEMBLY | |
| FLOOR STAND, STANDARD COOLING, 12"-24", 12 TO 15 KW, WITH OSHA GUARD | |
| PART NAME | SPDF-O-CA |
| SIZE DWG. NO. | B SPDF-O-CA |
| REV. SEE TABLE | |
| BD N/A | K |
| SCALE: 1:20 | SHEET 1 OF 1 |

CONFIDENTIAL: THE COPYRIGHT OF THIS DOCUMENT IS RESERVED BY CLIMATEWORX. THIS DOCUMENT IS ISSUED ON THE CONDITION THAT IT IS NOT COPIED, REPRODUCED OR DISCLOSED TO ANY OTHER PARTY WITHOUT WRITTEN CONSENT OF CLIMATEWORX.