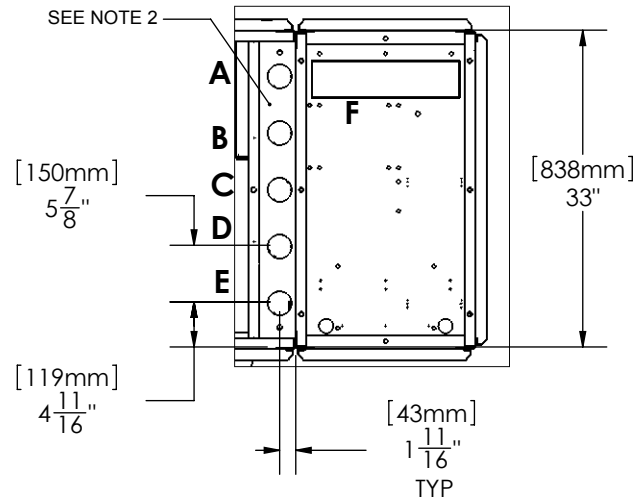
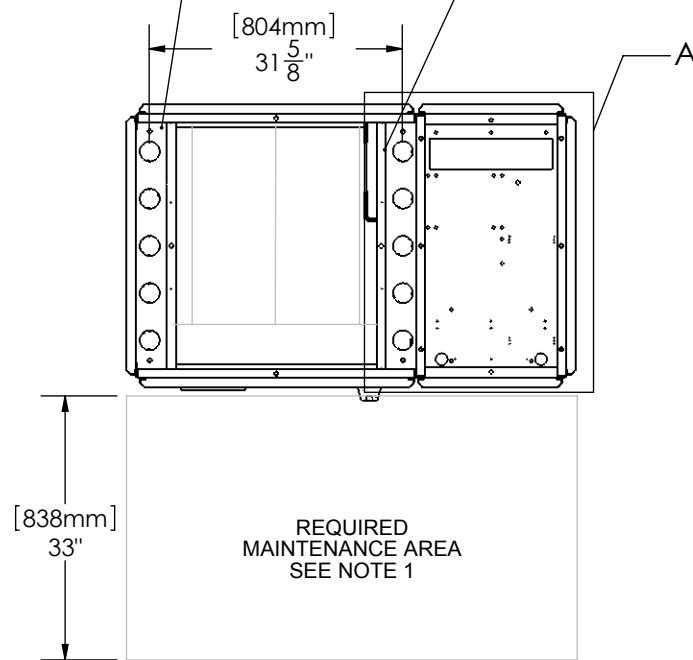


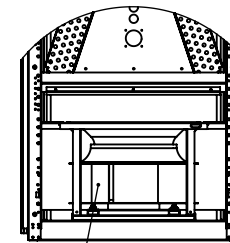
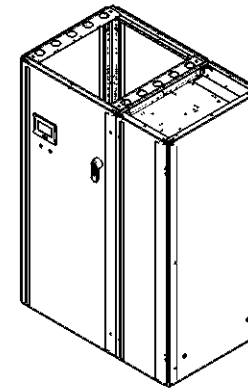
DATE PRINTED: 3/28/2013

ALL OPENINGS
FACTORY SEALED
WITH PLASTIC
SNAP-IN PLUGS.

SEE NOTE 3
FOR FILTER
INFORMATION



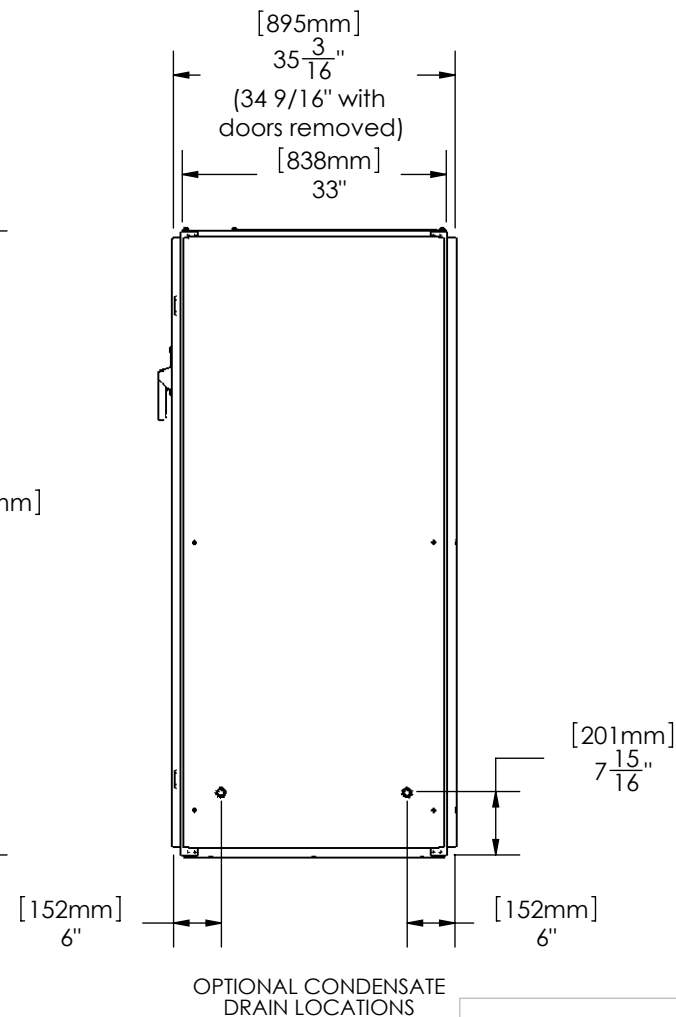
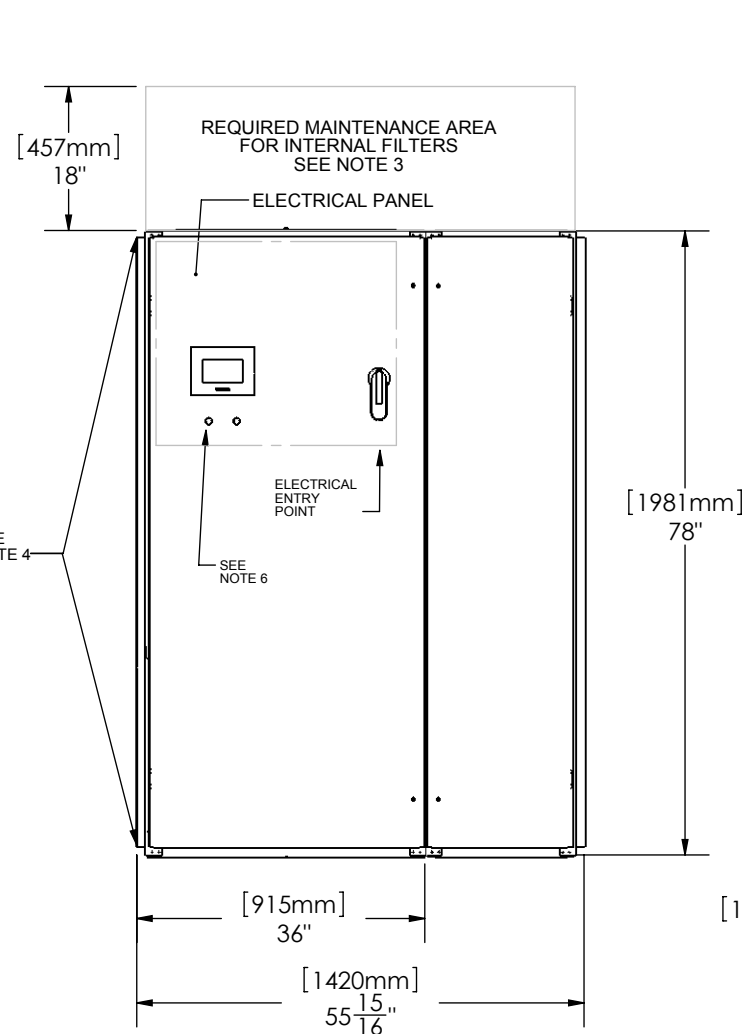
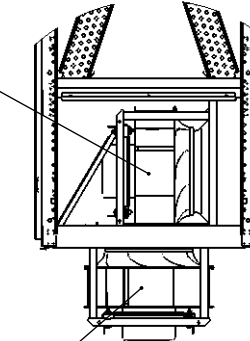
DETAIL A
SCALE 1 : 20



FANS IN RAISED
WORKING POSITION
(SHIPPING POSITION)

FANS IN
SHIPPING
POSITION
SEE NOTE 5

FANS IN
LOWERED
WORKING
POSITION
(OPTIONAL)



CONFIDENTIAL: THE COPYRIGHT OF THIS DOCUMENT IS RESERVED BY CLIMATEWORX.
THIS DOCUMENT IS ISSUED ON THE CONDITION THAT IT IS NOT COPIED, REPRODUCED OR DISCLOSED TO ANY
OTHER PARTY WITHOUT WRITTEN CONSENT OF CLIMATEWORX.

REVISIONS			
REV.	DESCRIPTION	DATE	APPROVED
-	-	-	-
-	-	-	-

PIPING CONNECTION SIZES

SINGLE CIRCUIT CHILLED WATER PCD XXX
A = HOT WATER REHEAT Ø 7/8" - RETURN
B = HOT WATER REHEAT Ø 7/8" - SUPPLY
C = CHILLED WATER Ø 1 1/8" - SUPPLY
D = CONDENSATE DRAIN Ø 3/4"
E = CHILLED WATER Ø 1 1/8" - RETURN
F = HUMIDIFIER WATER SUPPLY Ø 1/4"

DUAL CIRCUIT CHILLED WATER PJD XXX
A = CHILLED WATER B Ø 1 1/8" - RETURN
B = CHILLED WATER B Ø 1 1/8" - SUPPLY
C = CHILLED WATER A Ø 1 1/8" - SUPPLY
D = CONDENSATE DRAIN Ø 3/4"
E = CHILLED WATER A Ø 1 1/8" - RETURN
F = HUMIDIFIER WATER SUPPLY Ø 1/4"

NOTES:

NOTES:

- FANS, MOTORS, VALVES AND ELECTRICAL PANEL ARE FRONT SERVICEABLE.
- ALL PIPING THROUGH BOTTOM PIPING HOLES UNLESS SPECIFIED AT TIME OF ORDER. UNUSED HOLES WILL BE FACTORY PLUGGED.
- IF NO RETURN AIR PLENUM FILTER BOX IS ORDERED, INTERNAL FILTER BOX SET WILL BE SUPPLIED. FILTER SIZE 20"X25", QUANTITY 2. (FILTER SIZE AND QUANTITY FOR INTERNAL FILTER BOX ONLY SEE R/A PLENUM DRAWING FOR OTHER SIZES). SEE MAINTENANCE AREA REQUIRED.
- ELECTRICAL WIRING THROUGH TOP OR BOTTOM HOLES. ALL ENTRY POINTS MUST BE SEALED BY CONTRACTOR.
- FANS AVAILABLE IN BOTH UPPER AND LOWER POSITION. PLEASE SPECIFY WHEN ORDERED. FANS LOWERED INTO THE FLOOR WILL SHIP IN THE RAISED POSITION. SEE FACTORY LOWERING INSTRUCTIONS.
- AUTO TRANSFER SWITCH INDICATOR LIGHTS OPTIONAL.

UNLESS OTHERWISE SPECIFIED
DIMENSIONS ARE IN INCHES
TOLERANCES:
FRACTIONAL ± 1/8
ANGULAR: ± 0.5° BEND ±2°
DECIMAL
XXX = ±.010
XX = ±.020
X = ±.030
HOLE DIA. +.003/-000

THIRD ANGLE PROJECTION



BY		DATE
DRAWN	I.Z.	11/11/2009
CHECKED	G.N.	11/11/2009
CNC PROGRAM		
FINISH:	TEXTURED POWDERCOAT	
MATERIAL	N/A	THICKNESS N/A



FINAL ASSEMBLY P-SERIES, DOWNFLOW

PART NAME C SIZE, PLUS A SUBMITTAL

SIZE DWG. NO. SPDD-CPA

SCALE: 1:24 SHEET 1 OF 1