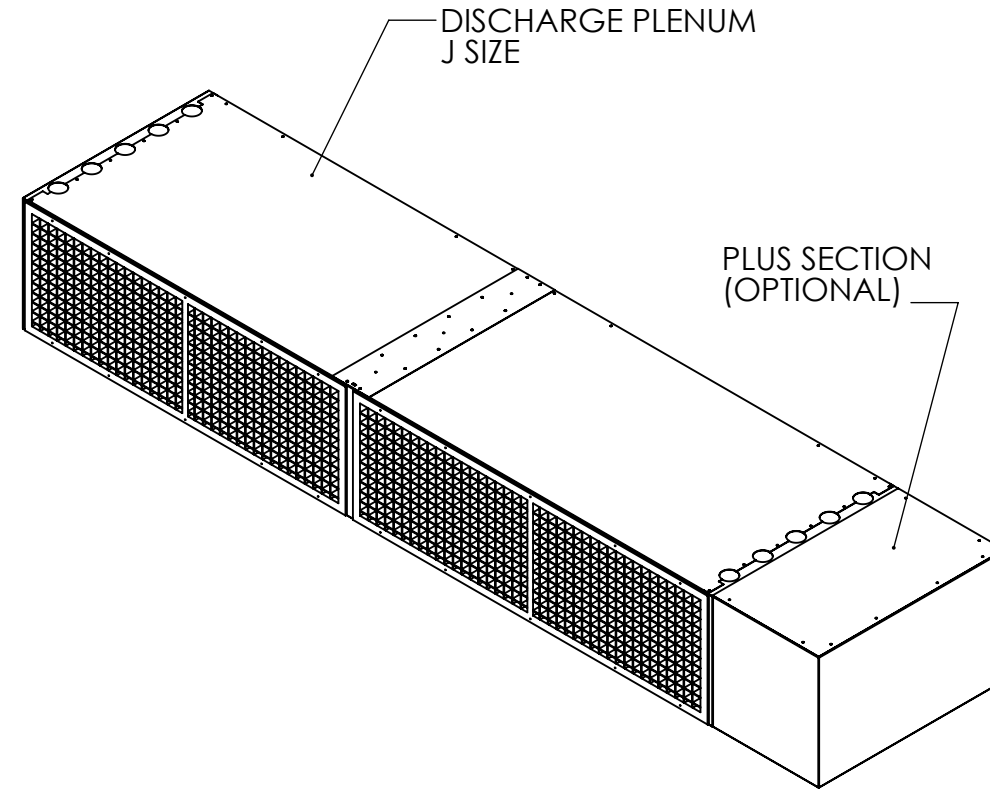
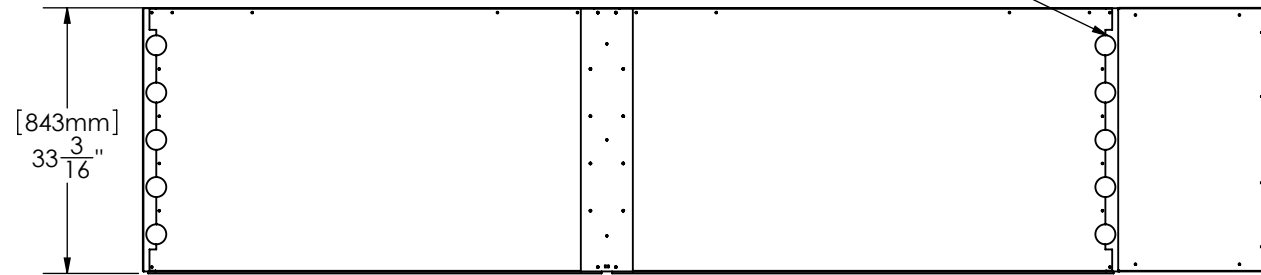


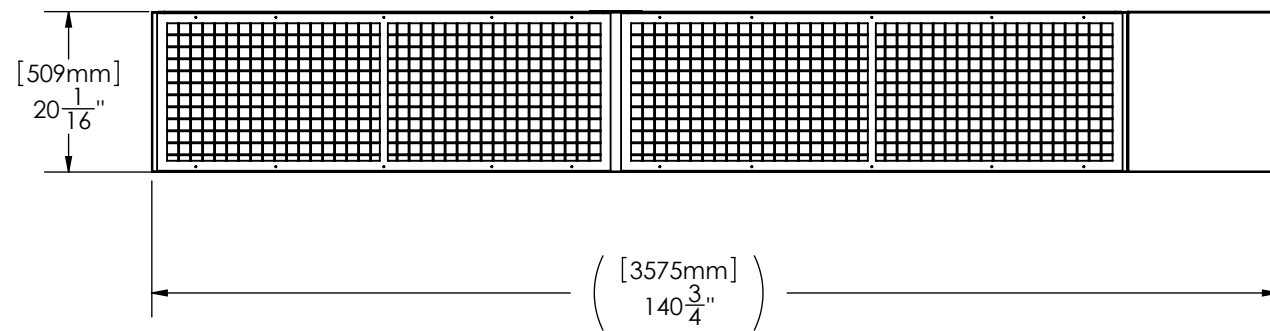
DATE PRINTED: 3/28/2013

REVISIONS			
REV.	DESCRIPTION	DATE	APPROVED
-	-	-	-
-	-	-	-

2.5" DIA HOLES FOR TOP PIPING AND ELECTRICAL. PLASTIC CAPS PROVIDED IF NOT IN USE.



NOTES:



NOTE

THIS PLENUM CAN BE INSTALLED EITHER BEFORE OR AFTER PIPINGS ARE INSTALLED.

UNLESS OTHERWISE SPECIFIED DIMENSIONS ARE IN INCHES
 TOLERANCES:
 FRACTIONAL ± 1/8
 ANGULAR: ± 0.5° BEND ± 2°
 DECIMAL
 XXX = ± .010
 XX = ± .020
 X = ± .030
 HOLE DIA. +.003/- .000

	BY	DATE
DRAWN	I.Z.	01/13/2010
CHECKED	P.S.	01/13/2010
CNC PROGRAM		
FINISH:		
MATERIAL	N/A	THICKNESS N/A



FINAL ASSEMBLY	
DISCHARGE PLENUM, UPFLOW J WITH PLUS A	
PART NAME 500-500-0053	
SIZE B	DWG. NO. SPUP-JA
BD N/A	K
SCALE: 1:20	SHEET 1 OF 1

CONFIDENTIAL: THE COPYRIGHT OF THIS DOCUMENT IS RESERVED BY CLIMATEWORX. THIS DOCUMENT IS ISSUED ON THE CONDITION THAT IT IS NOT COPIED, REPRODUCED OR DISCLOSED TO ANY OTHER PARTY WITHOUT WRITTEN CONSENT OF CLIMATEWORX.

