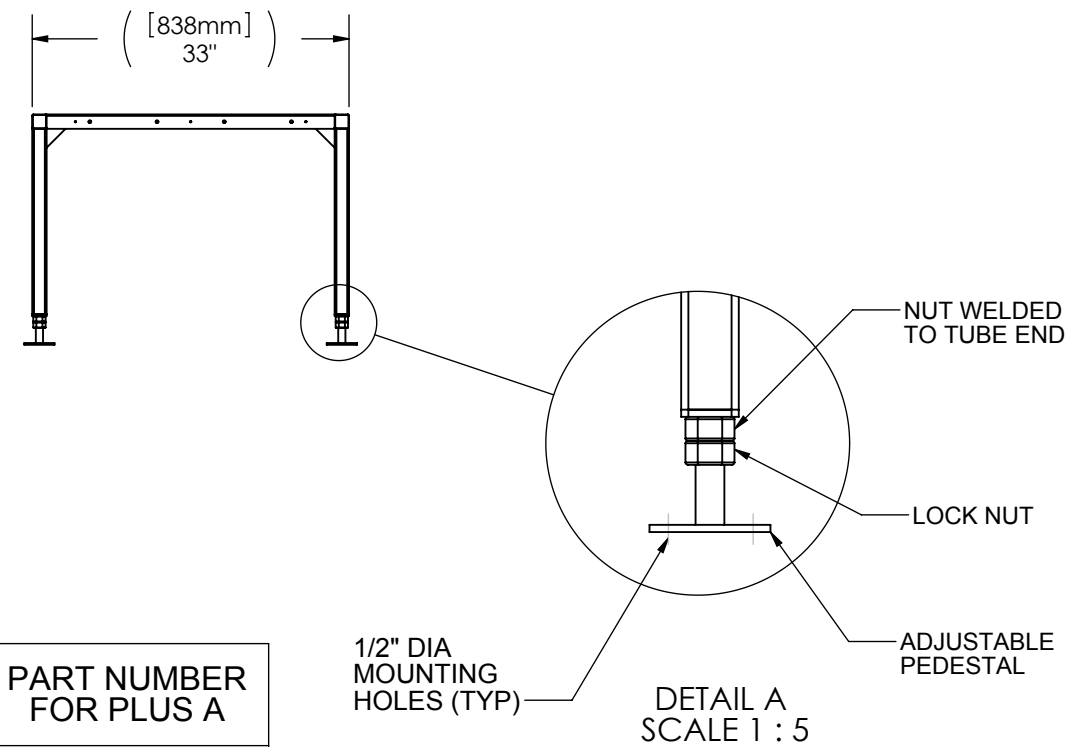
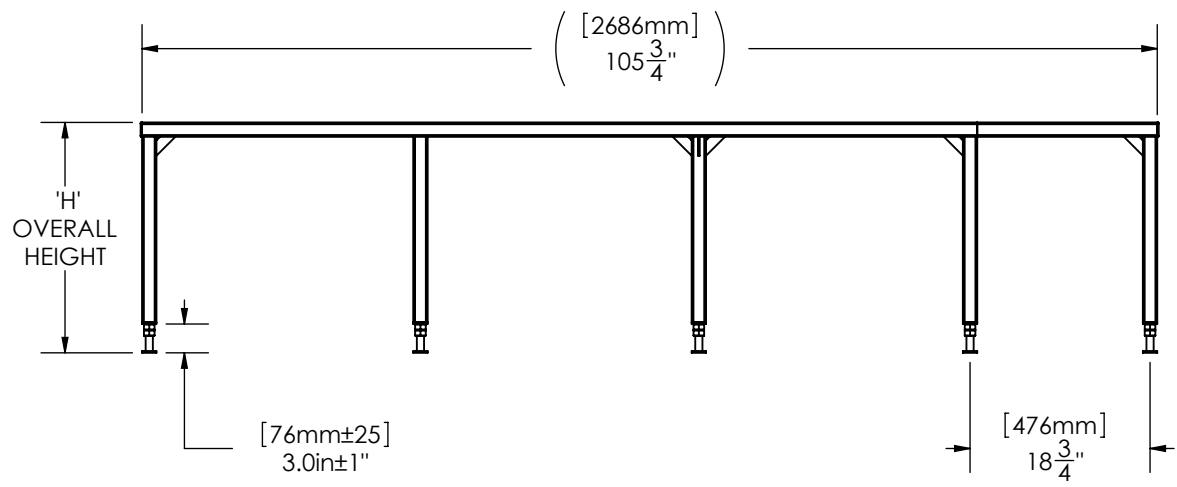
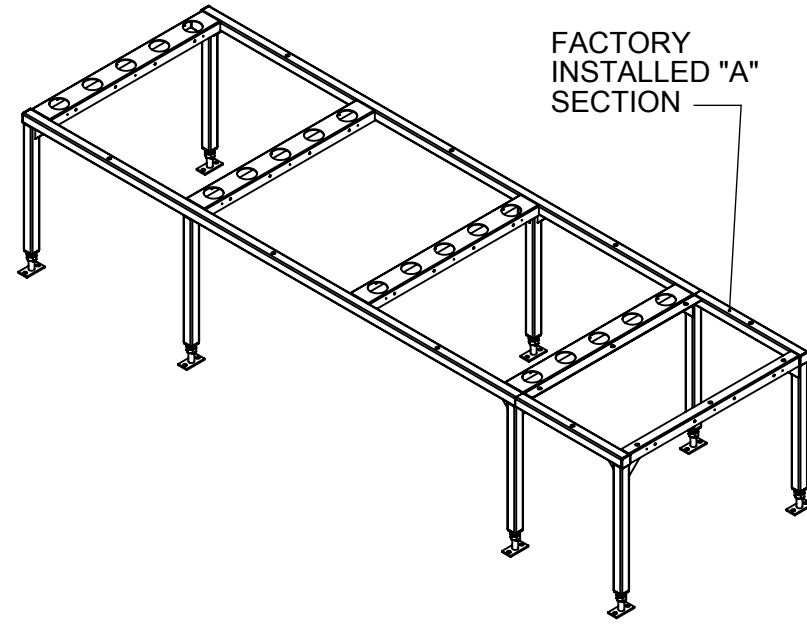
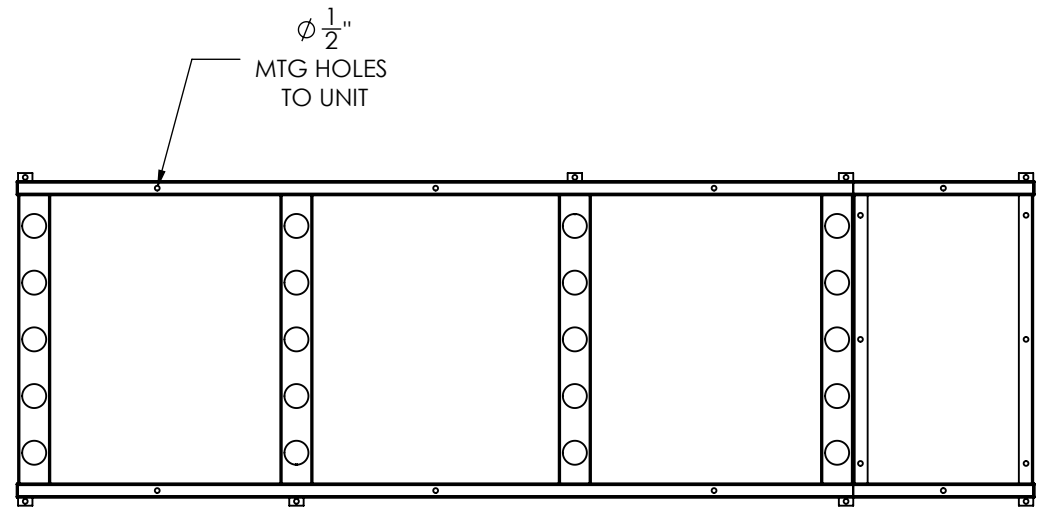


DATE PRINTED: 4/9/2013

REVISIONS			
REV.	DESCRIPTION	DATE	APPROVED
-	-	-	-
-	-	-	-



NOTES:

NOTES:
 FLOORSTAND MATERIAL:
 STRUCTURAL STEEL TUBE 1.5"x1.5"x1/8" WALL THICKNESS
 FLOORSTAND FINISH:
 BLACK SMOOTH POWDERCOAT
 OVERALL HEIGHT:
 MODEL AS SHOWN, SEE TABLE. OTHER HEIGHTS MAY NOT BE AS SHOWN AND MAY BE ON A DIFFERENT DRAWING. HEIGHTS NOT LISTED AVAILABLE ON REQUEST.

OVERALL HEIGHT "H"	PART NUMBER	PART NUMBER FOR PLUS A
12"	780-100-0074	780-100-0068
18"	780-100-0084	780-100-0078
24"	780-100-0094	780-100-0088

UNLESS OTHERWISE SPECIFIED DIMENSIONS ARE IN INCHES		BY	DATE	
TOLERANCES:		I.Z.	11/06/2009	
FRACTIONAL ± 1/8		G.N.	11/06/2009	FINAL ASSEMBLY
ANGULAR: ± 0.5° BEND ± 2°		CNC PROGRAM		FLOOR STAND, 12", 18", 24", PLUS A
DECIMAL		---		SUBMITTAL DRAWING
XXX = ±.010		---		PART NAME
XX = ±.020		---		SEE TABLE
X = ±.030		---		SIZE DWG. NO.
HOLE DIA. +.003/-0.000		---		B SPDF-GPA
THIRD ANGLE PROJECTION		FINISH: BLACK SMOOTH POWDERCOAT		REV. SEE TABLE
		MATERIAL N/A THICKNESS N/A		BD N/A K
		SCALE: 1:20		SHEET 1 OF 1

CONFIDENTIAL: THE COPYRIGHT OF THIS DOCUMENT IS RESERVED BY CLIMATEWORX. THIS DOCUMENT IS ISSUED ON THE CONDITION THAT IT IS NOT COPIED, REPRODUCED OR DISCLOSED TO ANY OTHER PARTY WITHOUT WRITTEN CONSENT OF CLIMATEWORX.