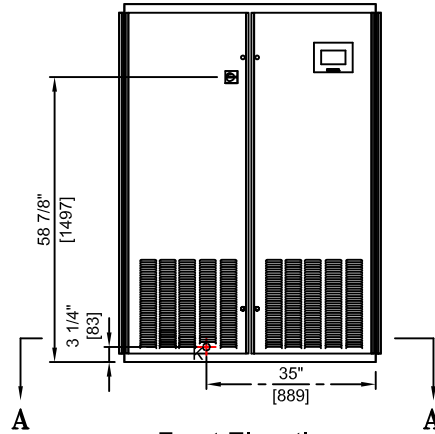
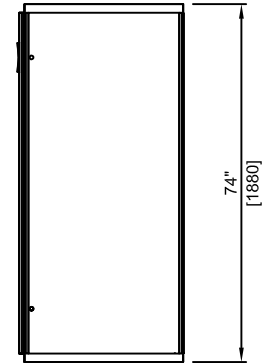


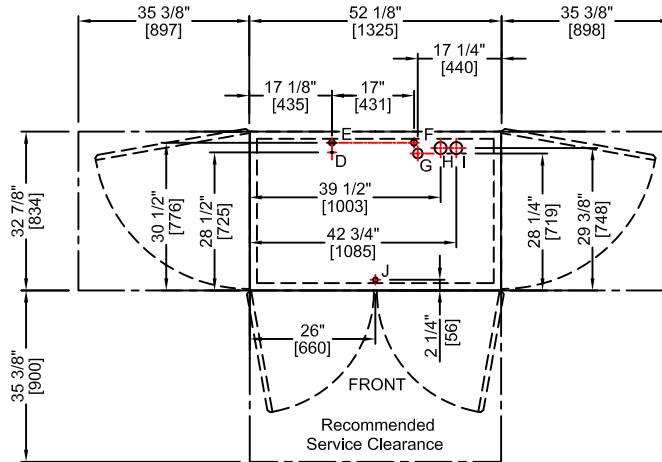
Left End View



Front Elevation



Right End View



Base Frame Outline Detail - Section 'AA'

PIPING CONNECTION SIZE

MODEL NO. SUFFIX		06	07	08	10
Liquid Line	-ODM in	1/2	1/2	5/8	5/8
Hot Gas Line	-ODM in	7/8	7/8	1-1/8	1-1/8
Humidifier Drain	-ODM in	3/4	3/4	3/4	3/4
Humidifier Water in	-ODM in	1/4	1/4	1/4	1/4
Condensate Drain	-ODM in	3/4	3/4	3/4	3/4
Condensing Water (when req'd)	-ODM in	1-1/8	1-1/8	1-1/8	1-1/8
Glycol Solution (when req'd)	-ODM in	1-1/8	1-1/8	1-3/8	1-3/8
Chilled Water (when req'd)	-ODM in	1-1/8	1-1/8	1-1/8	1-5/8
Hot Water	-ODM in	7/8	7/8	7/8	7/8
Steam	-ODM in	7/8	7/8	7/8	7/8

ODM - Outside Diameter of copper pipe in inches for soldering

PIPE ORIENTATION

- A - Ø 2.50" Liquid Line/Chilled Water Supply (Top Access)
- B - Ø 2.50" Discharge Line/Chilled Water Return (Top Access)
- C - Ø 1.125" Electrical
- D - Ø 0.50" Boiler Water Supply
- E - Ø 1.50" Drain Outlet
- F - Ø 1.25" Liquid Line (Bottom Access)
- G - Ø 2.00" Discharge Line (Bottom Access)
- G* - Ø 2.00" Hot Water Out (for Chilled Water Unit Only)
- H - Ø 2.50" Chilled Water Return (Bottom Access)
- H* - Ø 2.50" Hot Water In (for DX Unit Only)
- I - Ø 2.50" Chilled Water Supply (Bottom Access)
- I* - Ø 2.50" Hot Water Out (for DX Unit Only)
- J - Ø 1.125" Electrical
- K - Ø 1.375" Optional Rear Drain Outlet