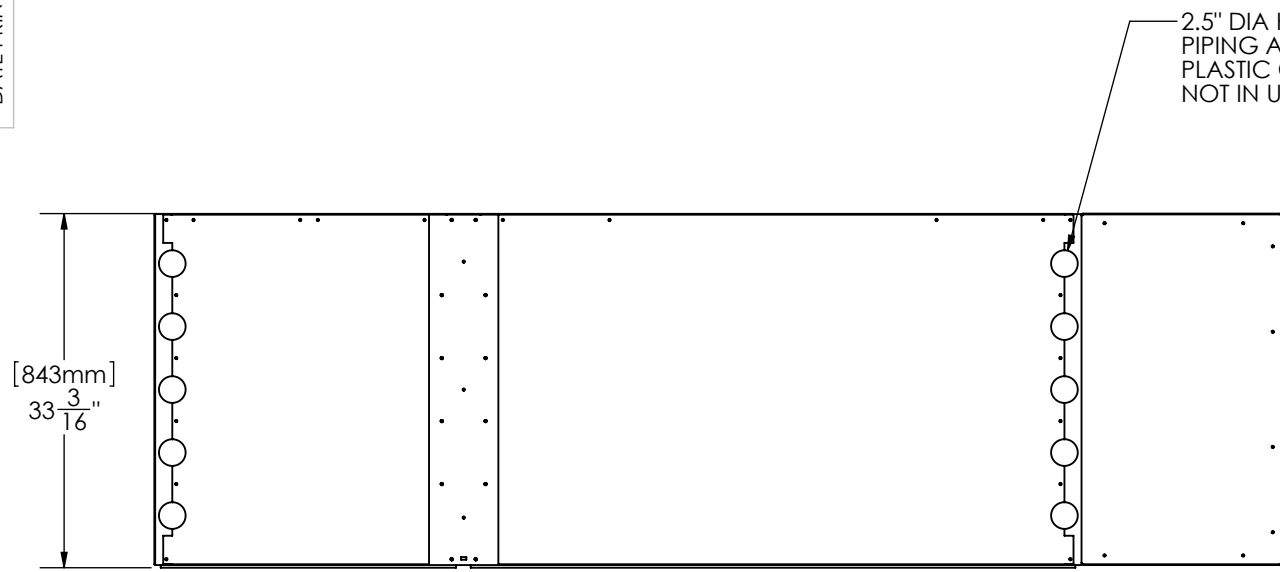
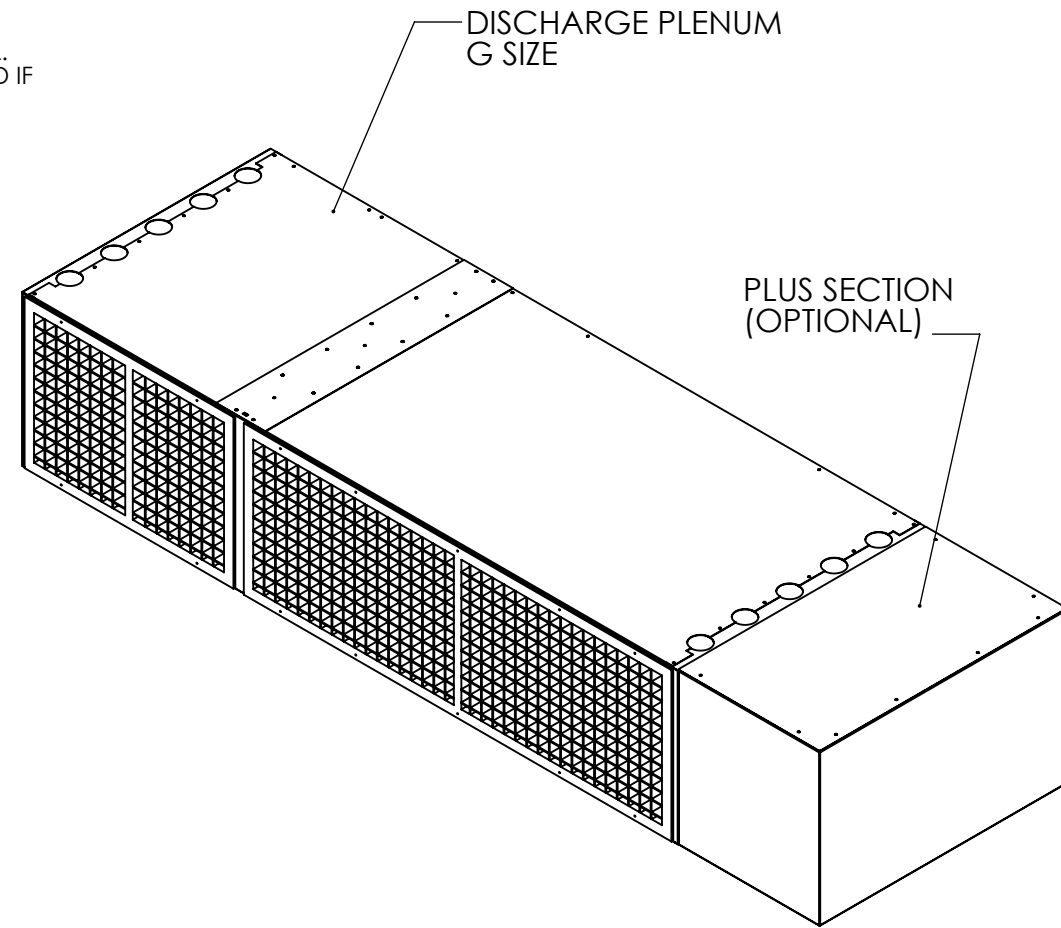


DATE PRINTED: 3/28/2013


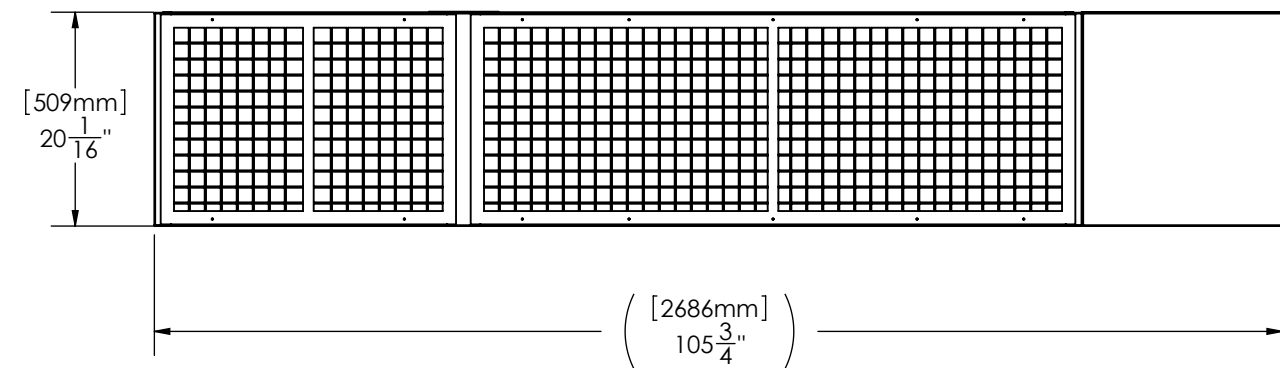
| REVISIONS | | | |
|-----------|-------------|------|----------|
| REV. | DESCRIPTION | DATE | APPROVED |
| - | - | - | - |
| - | - | - | - |



2.5" DIA HOLES FOR TOP PIPING AND ELECTRICAL. PLASTIC CAPS PROVIDED IF NOT IN USE.



NOTES:



NOTE

THIS PLENUM CAN BE INSTALLED EITHER BEFORE OR AFTER PIPINGS ARE INSTALLED.

UNLESS OTHERWISE SPECIFIED DIMENSIONS ARE IN INCHES
 TOLERANCES:
 FRACTIONAL ± 1/8
 ANGULAR: ± 0.5° BEND ± 2°
 DECIMAL
 XXX = ± .010
 XX = ± .020
 X = ± .030
 HOLE DIA. +.003/- .000

THIRD ANGLE PROJECTION



| | BY | DATE |
|-------------|------|---------------|
| DRAWN | I.Z. | 01/13/2010 |
| CHECKED | P.S. | 01/13/2010 |
| CNC PROGRAM | | |
| FINISH: | | |
| MATERIAL | N/A | THICKNESS N/A |



FINAL ASSEMBLY
 DISCHARGE PLENUM, UPFLOW
 G WITH PLUS A

PART NAME 500-500-0051

SIZE DWG. NO. SPUP-GA

REV. SEE TABLE

CONFIDENTIAL: THE COPYRIGHT OF THIS DOCUMENT IS RESERVED BY CLIMATEWORX. THIS DOCUMENT IS ISSUED ON THE CONDITION THAT IT IS NOT COPIED, REPRODUCED OR DISCLOSED TO ANY OTHER PARTY WITHOUT WRITTEN CONSENT OF CLIMATEWORX.

| | | | | |
|----|-----|---|-------------|--------------|
| BD | N/A | K | SCALE: 1:20 | SHEET 1 OF 1 |
|----|-----|---|-------------|--------------|