

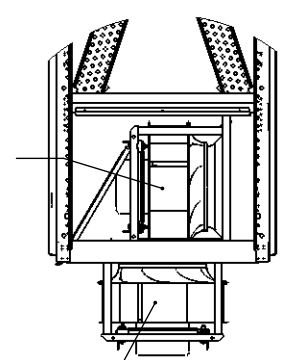
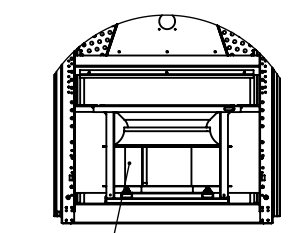
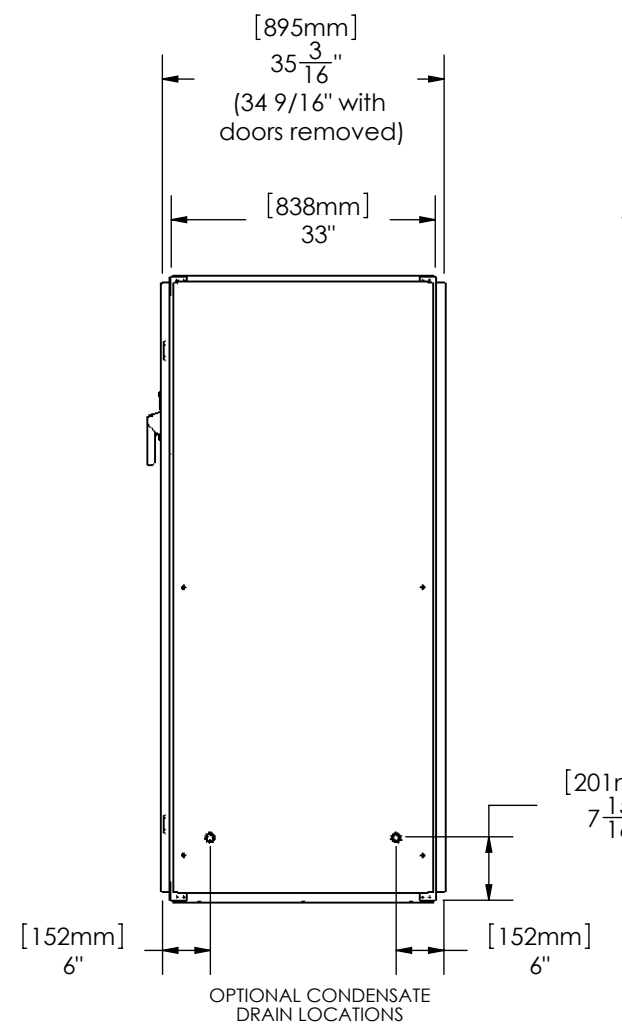
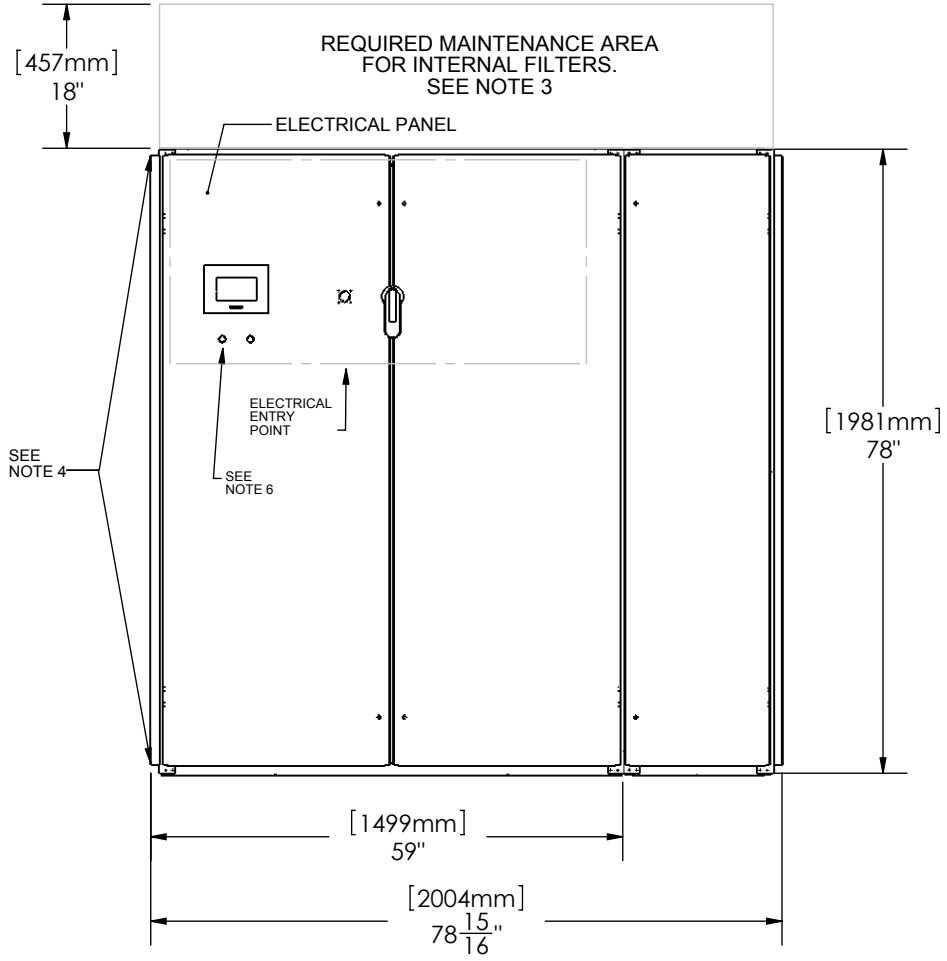
PIPING CONNECTION SIZES

SINGLE CIRCUIT CHILLED WATER PCD XXX	
A	HOT WATER REHEAT Ø 7/8" - RETURN
B	HOT WATER REHEAT Ø 7/8" - SUPPLY
C	CHILLED WATER Ø 1 5/8" - SUPPLY
D	CONDENSATE DRAIN Ø 3/4"
E	CHILLED WATER Ø 1 5/8" - RETURN
F	HUMIDIFIER WATER SUPPLY Ø 1/4"

DUAL CIRCUIT CHILLED WATER PJD XXX	
A	CHILLED WATER B Ø 1 5/8" - RETURN
B	CHILLED WATER B Ø 1 5/8" - SUPPLY
C	CHILLED WATER A Ø 1 5/8" - SUPPLY
D	CONDENSATE DRAIN Ø 3/4"
E	CHILLED WATER A Ø 1 5/8" - RETURN
F	HUMIDIFIER WATER SUPPLY Ø 1/4"

NOTES:

- NOTES:**
- FANS, MOTORS, VALVES AND ELECTRICAL PANEL ARE FRONT SERVICEABLE.
 - ALL PIPING THROUGH BOTTOM PIPING HOLES UNLESS SPECIFIED AT TIME OF ORDER. UNUSED HOLES WILL BE FACTORY PLUGGED.
 - IF NO RETURN AIR PLENUM FILTER BOX IS ORDERED, INTERNAL FILTER BOX SET WILL BE SUPPLIED. FILTER SIZE 20"X25", QUANTITY 4. (FILTER SIZE AND QUANTITY FOR INTERNAL FILTER BOX ONLY SEE R/A PLENUM DRAWING FOR OTHER SIZES). SEE MAINTENANCE AREA REQUIRED.
 - ELECTRICAL WIRING THROUGH TOP OR BOTTOM HOLES. ALL ENTRY POINTS MUST BE SEALED BY CONTRACTOR.
 - FANS AVAILABLE IN BOTH UPPER AND LOWERED POSITION. PLEASE SPECIFY WHEN ORDERED. FANS LOWERED INTO THE FLOOR WILL SHIP IN THE RAISED POSITION. SEE FACTORY LOWERING INSTRUCTIONS.
 - AUTO TRANSFER SWITCH INDICATOR LIGHTS OPTIONAL.



CONFIDENTIAL: THE COPYRIGHT OF THIS DOCUMENT IS RESERVED BY CANATAL INTERNATIONAL 2008 INC. THIS DOCUMENT IS ISSUED ON THE CONDITION THAT IT IS NOT COPIED, REPRODUCED OR DISCLOSED TO ANY OTHER PARTY WITHOUT WRITTEN CONSENT OF CANATAL INTERNATIONAL 2008 INC.

UNLESS OTHERWISE SPECIFIED DIMENSIONS ARE IN INCHES TOLERANCES:
 FRACTIONAL: ± 1/8
 ANGULAR: ± 0.5° BEND ±2°
 DECIMAL
 XXX = ±.010
 XX = ±.020
 X = ±.030
 HOLE DIA. +.003/-0.000

REV.	DESCRIPTION	DATE	APPROVED
-	-	-	-
-	-	-	-

BY	DATE
I.Z.	11/11/2009
G.N.	11/11/2009

FINISH:	MATERIAL	THICKNESS
TEXTURED POWDERCOAT	N/A	N/A

CLIMATEWORX
INTERNATIONAL

FINAL ASSEMBLY P-SERIES, DOWNFLOW

PART NAME E SIZE, PLUS A SUBMITTAL

SIZE DWG. NO. SPDD-EPA

SCALE: 1:24 SHEET 1 OF 1

