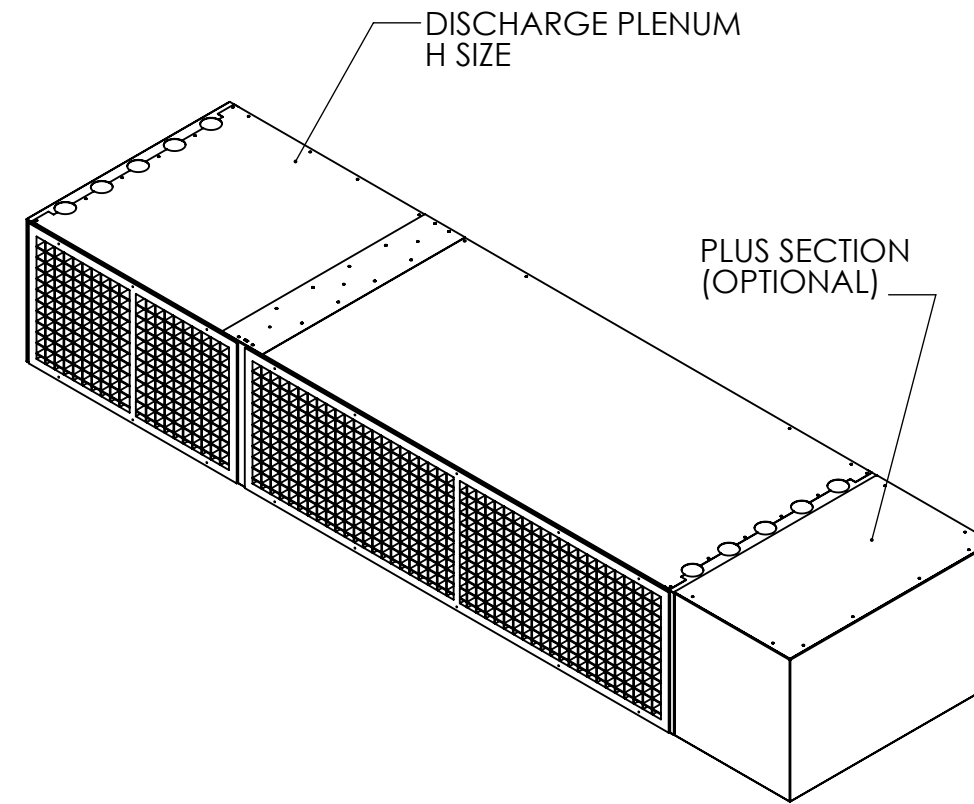
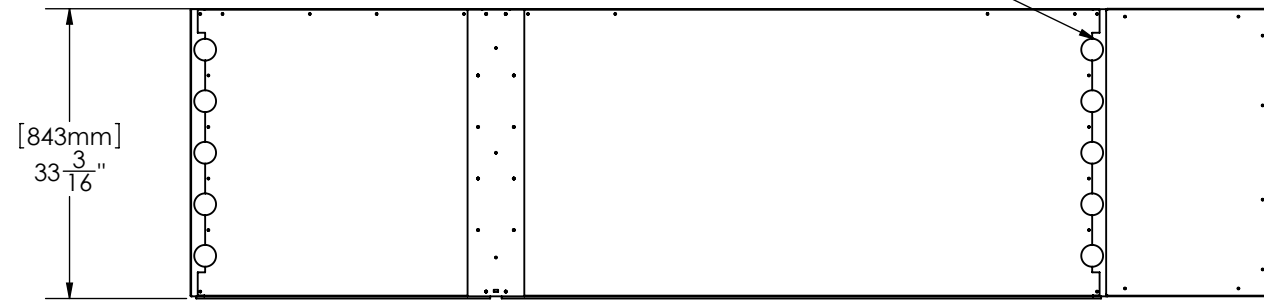


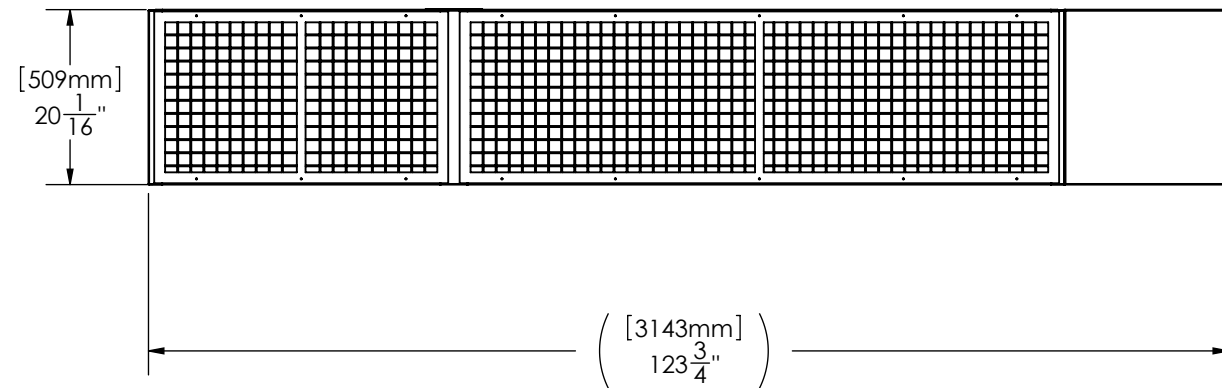
DATE PRINTED: 3/28/2013

REVISIONS			
REV.	DESCRIPTION	DATE	APPROVED
-	-	-	-
-	-	-	-

2.5" DIA HOLES FOR TOP PIPING AND ELECTRICAL. PLASTIC CAPS PROVIDED IF NOT IN USE.



NOTES:



NOTE

THIS PLENUM CAN BE INSTALLED EITHER BEFORE OR AFTER PIPINGS ARE INSTALLED.

UNLESS OTHERWISE SPECIFIED DIMENSIONS ARE IN INCHES  
 TOLERANCES:  
 FRACTIONAL: ± 1/8  
 ANGULAR: ± 0.5° BEND ± 2°  
 DECIMAL  
 XXX = ± .010  
 XX = ± .020  
 X = ± .030  
 HOLE DIA. +.003/- .000

THIRD ANGLE PROJECTION



	BY	DATE
DRAWN	I.Z.	01/13/2010
CHECKED	P.S.	01/13/2010
CNC PROGRAM		
FINISH:		
MATERIAL	N/A	THICKNESS N/A



FINAL ASSEMBLY  
 DISCHARGE PLENUM, UPFLOW  
 H WITH PLUS A

PART NAME 500-500-0052

SIZE DWG. NO. **B** SPUP-HA

REV. SEE TABLE

**CONFIDENTIAL:** THE COPYRIGHT OF THIS DOCUMENT IS RESERVED BY CLIMATEWORX. THIS DOCUMENT IS ISSUED ON THE CONDITION THAT IT IS NOT COPIED, REPRODUCED OR DISCLOSED TO ANY OTHER PARTY WITHOUT WRITTEN CONSENT OF CLIMATEWORX.

SCALE: 1:20 SHEET 1 OF 1